



Rock Crawler Rear Bumper

Part No. J012

Fits: Jeep Wrangler JK 2007-2012

PARTS LIST:

Qty	Part Description	Qty	Part Description
4	12-1.75mm x 40mm Hex Head Bolts	4	12mm Lock Washers
4	12mm Flat Washers	2	Washer Plates

TOLL FREE SUPPORT: 866 638 4870


Install Time : 30 – 60 Minutes
(Professional Installation)
 Install Note : **THIS PRODUCT WILL NOT WORK WITH FACTORY SPARE TIRE CARRIER**

REMOVE CONTENTS FROM BOX. VERIFY ALL PARTS ARE PRESENT

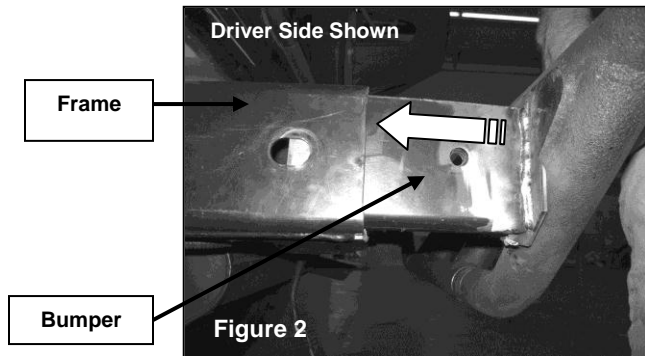
READ INSTRUCTIONS CAREFULLY BEFORE STARTING INSTALLATION

INSTALLATION PROCEDURE

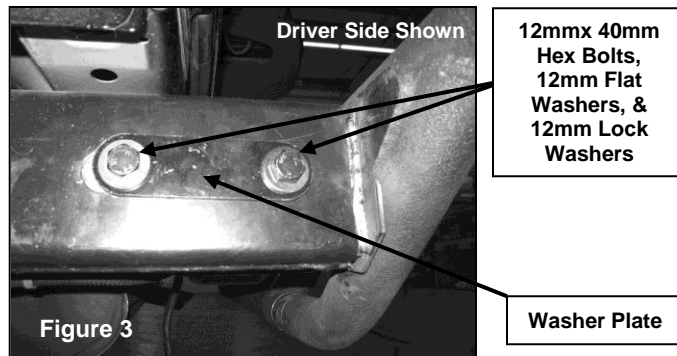
1. Remove factory bumper by removing the side brackets and the two center brackets behind the factory bumper (Figure 1).



- With help carefully mount the Rear Armor Bumper onto vehicle by inserting the brackets on the Armor Bumper into vehicle's frame (Figure 2).



- Position Washer Plate on the outer side of the frame. Align holes on the Washer Plate with holes on the frame and the Mounting Bracket. Secure them together with the included (4) 12-1.75 x 40mm Hex Head Bolts, (4) 12mm Flat Washers, and (4) Lock Washers (Figure 3). Do not tighten at this time.



- Level and adjust the Rear Armor Bumper, then tighten all hardware at this time now.
- Periodically check and retighten the hardware as necessary.

Do periodic inspections to the installation to make sure that all hardware is secure and tight.

To protect your investment, wax this product after installing. Regular waxing is recommended to add a protective layer over the finish. Do not use any type of polish or wax that may contain abrasives that could damage the finish.

For stainless steel: Aluminum polish may be used to polish small scratches and scuffs on the finish. Mild soap may be used also to clean the Sidebar.

For gloss black finishes: Mild soap may be used to clean the Product.

Keystone Automotive Operations Inc. (KAO) warrants this product to be free of defects in material and workmanship at the time of purchase by the original retail consumer. KAO disclaims any other warranties, express or implied, including the warranty of fitness for a particular purpose or an intended use. If the product is found to be defective, KAO may replace or repair the product at our option, when the product is returned prepaid, with proof of purchase. Alteration to, improper installation, or misuse of this product voids the warranty. KAO's liability is limited to repair or replacement of products found to be defective, and specifically excludes liability for any incidental or consequential loss or damage.